

# SEE CAD/CAM DENTISTRY IN A WHOLE NEW LIGHT

Planmeca PlanScan®  
Ultra-fast intraoral scanner  
for open CAD/CAM



Planmeca PlanScan, PlanCAD, PlanMill 40 and  
Romexis Compare are exclusively distributed by

 **HENRY SCHEIN**®  
DENTAL

**PlanScan**™  
E4D TECHNOLOGIES

# SET YOUR SCANNER TO AWESOME.

The world of CAD/CAM dentistry has been evolving for 30 years. Now it's time for a leap. Introducing the Planmeca PlanScan, driven by E4D Technologies – the innovative, technologically advanced, ultra-fast intraoral CAD/CAM system for restorative dentistry.



## Super Easy

Everything about the Planmeca PlanScan makes restorative dentistry quicker and easier – from intuitive computer-guided image capture to plug-and-play technology that gives you the freedom to scan at multiple Planmeca PlanScan workstations. And, of course, it's powder-free.



## Super Accurate

Planmeca PlanScan is the only intraoral scanner in the world with blue laser technology. Its smaller wavelength (450 nm) is more reflective, resulting in sharper images. Its ability to capture fine details allows for more clinically precise prosthetics.



## Super Fast

With video-rate scanning and Thunderbolt™\* connectivity to your Planmeca PlanCAD® laptop (or upgraded cart), Planmeca PlanScan captures and processes data almost as quickly as you move your hand – even with full-arch cases.

\* Thunderbolt is a trademark of Intel Corporation in the U.S. and/or other countries.

# PLANMECA PLANSCAN®

## Ergonomic Design

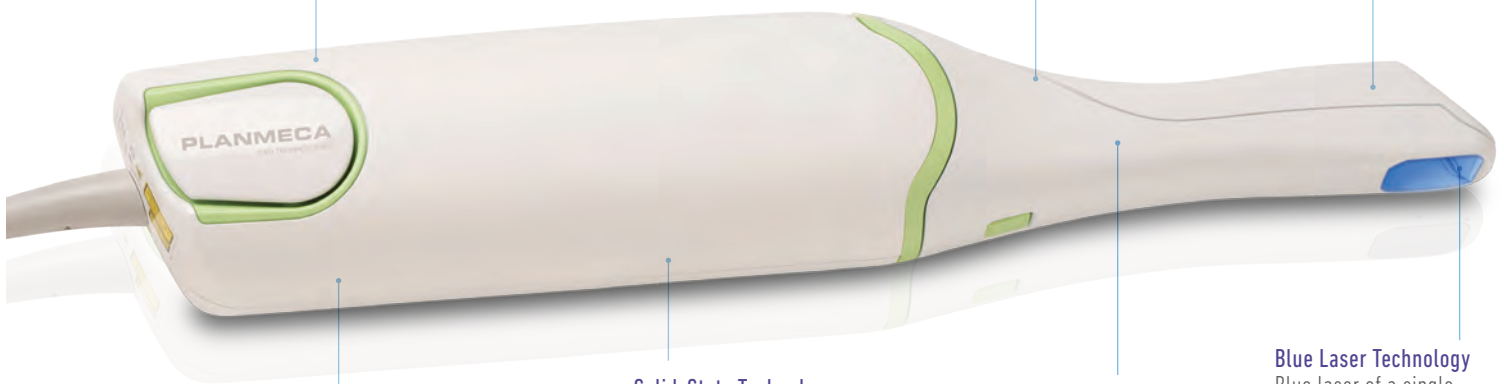
Combines ease of use, comfort and enhanced operational performance.

## Iris™ Adjustable Field Of View Software

Optimize your target field while scanning to eliminate the capture of extraneous material.

## Removable Tips

No down time between patients and effective high-level disinfection.



## Whisper-Quiet Fans

Dissipate heat, enabling continuous scanning without interruption.

## Solid-State Technology

Provides consistent performance and reliability.

## Heated Mirror

Continuously prevents intraoral fogging.

## Blue Laser Technology

Blue laser of a single wavelength accurately captures hard and soft tissues of various translucencies, dental restorations, models and impressions.

## CREATIVITY. PORTABILITY. USABILITY.

Planmeca PlanCAD® guides you through the process with rich graphics and easy-to-follow navigation. The system automatically positions and shapes the selected tooth template to match the central grooves, cusp heights and marginal ridges of the actual proximal dentition.



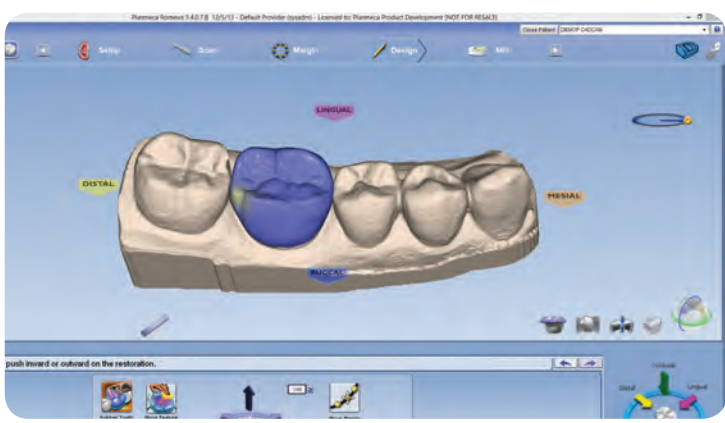
### Full-Arch Scanning and Design

Fast scanning and robust design tools allow you to complete single-unit to full-arch capture. ICE™ View provides a clear, clinically accurate look at captured images and allows you to identify and more accurately mark the margins.



### Pre-op Scan and Erase Tool

Pre-scan the patient and use the erase tool to remove the pre-op area. When ready to prep, just add data to complete or use the erase tool to remove unnecessary data like tongue, cheeks or any part of the model that you wish to re-scan without starting over.



### Rubber Tooth

Push and pull the proposed virtual restoration as if it were rubber and adjust occlusal and interproximal contacts easily.

# PLANMECA PLANCAD®



## Super Portable

The Planmeca Scan and Design Center is a complete restorative design system with laptop convenience.



## Super Intuitive

Planmeca PlanCAD® software creates a custom restoration for every patient.



## IT'S A NEW DAY FOR SAME-DAY DENTISTRY.

The Planmeca CAD/CAM Solution, driven by E4D Technologies, provides everything you need to deliver better dentistry. Create and design digital models with Planmeca CAD/CAM. Share cases with Planmeca Romexis Cloud. And bring your designs to life with the precision of the renowned Planmeca PlanMill 40.

---

### Planmeca PlanScan

Planmeca PlanScan captures the oral environment with precision. Each scanner comes with three removable tips, power cable and scanner cradle. The two-piece cradle features a weighted base or it can be wall-mounted or separated to fit into a standard handpiece caddy.

### Planmeca PlanCAD®


With intuitive design tools and a wide range of applications, you'll never look at dentistry the same way again. The Planmeca PlanCAD design center includes scanning software, design software, mouse and laptop PC.

### Planmeca PlanMill® 40

Add same-day crowns, inlays, onlays, bridges and veneers to your menu of services and fabricate your restoration designs quickly and conveniently – with wireless connectivity and easy touch-screen operation. Dual spindles mill both sides of the restoration simultaneously and calculate custom milling paths with micron-precise accuracy. What's more, the automatic tool changer selects the appropriate bur and replaces worn burs automatically.

### Planmeca Romexis®

Together with the Planmeca Romexis® software, the system supports an ideal digital treatment workflow. The open STL file format enables you to seamlessly integrate and collaborate with other systems as well as export case files to any third party for review or completion. Scan the upper and lower jaw and buccal view, and send the case easily to your partner lab through Planmeca Romexis Cloud service. The scan software is included so it all comes together with Planmeca Romexis.

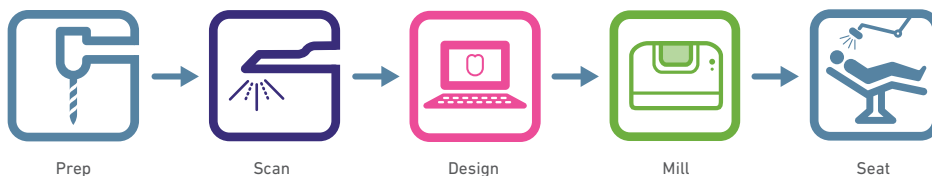


# PLANMECA CAD/CAM SOLUTION



## SAME-DAY CAD/CAM RESTORATION

Modern technology that's incredibly efficient and easy to use.



[ TOTAL STEPS: 5 / TOTAL TIME: 1-2 HOURS / PATIENT VISITS: 1 / AVERAGE DDS TIME: 40 MINUTES ]

# BETTER DENTISTRY FOR ALL.

The Planmeca CAD/CAM Solution, driven by E4D Technologies, breaks down all the barriers to same-day dentistry. In fact, when you look at the benefits, the question is why all practices don't take advantage of this innovative digital technology.

## Remarkable Patient Experience

A radically improved experience for your patients means radically improved word of mouth for your practice. No traditional impressions or powders mean a more comfortable visit.

## Streamlined Process

Crown and Bridge are key components of your practice. With the Planmeca CAD/CAM Solution, you can enhance your offerings by streamlining the process from a matter of weeks to a matter of hours. You'll not only improve workflow, you'll increase your profitability.

## Exceptional Restoration Quality

The Planmeca CAD/CAM Solution puts you in complete control of your designs and leaves nothing to chance. The Planmeca PlanMill 40 allows you to create precisely what you design – every time. And with our precision Planmeca PlanMill 40 and advanced materials such as IPS e.max™, Lava™ Ultimate, Telio™ CAD, and Zirlux™ FC Zirconia, you can have confidence in the fit, durability and aesthetics of your restorations.

BEFORE



AFTER



Dentistry by E4D Technologies and Dr. Charles Schof.



## A SUPERIOR CAD/CAM DENTISTRY PARTNER.

Why choose Planmeca®? Quite simply, everything we do at Planmeca is designed to be on the leading edge of improving dentistry – from the way you work, to the way your practice operates, to the way your patients feel when they walk through your doors. To help you be your best, our offerings extend beyond superior products and quality.

### Superior Education and Training

You know the process, now master the technology. You and your team receive one of the most comprehensive, hands-on educations in the profession. In our 9,200-square-foot facility in Dallas, Texas, our professional faculty teaches you efficient and effective techniques to optimize your use of the Planmeca CAD/CAM Solution .

### Superior Service and Support

With our unique Support on Sight (S.O.S.) service, you're never far from assistance when you or your team needs it. You can instantly connect with clinical and technical specialists who can remotely observe or even operate your system. Our mission is to provide the highest level of support, service and expertise you'll find in dentistry.



## PLANMECA® GOES WHERE YOU GO.

The Planmeca CAD/CAM Solution, driven by E4D Technologies, gives you configuration and connectivity options – including custom solutions – for the way you prefer to practice dentistry. It's the ultimate CAD/CAM restorative system for portability and mobility within your space.



In addition to laptop convenience, Planmeca PlanScan allows you to choose from a number of cart options available through Henry Schein® Dental to maximize portability in your practice.

Flexible HDMI/VGA connectivity allow you to output a variety of standard and high definition monitors within the operatory.

Planmeca PlanScan integrates easily into your Planmeca dental unit.



# PLANMECA

Contact your Henry Schein representative today to schedule a FREE hands-on demonstration.  
1-800-645-6594 and press 1

[www.planmecacadcam.com](http://www.planmecacadcam.com)  
650 International Parkway, Richardson, Texas 75081